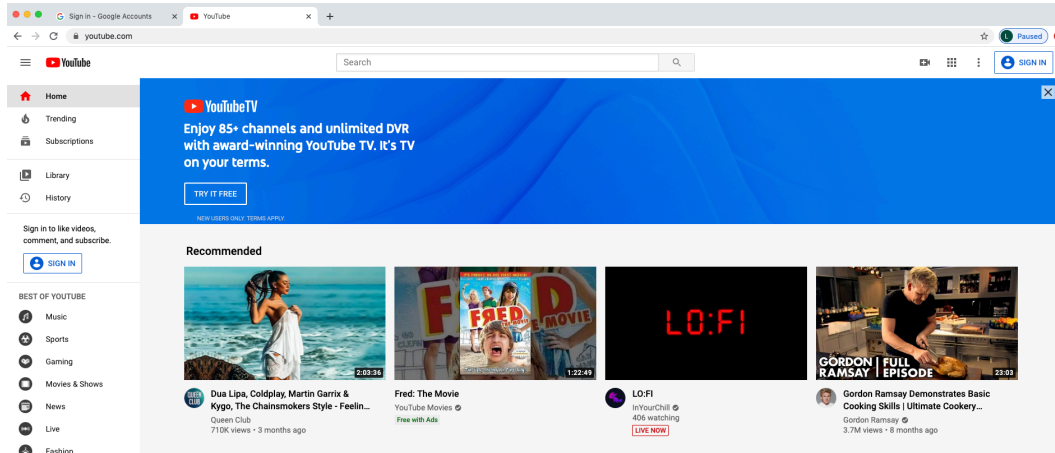


TAC AND YOUTUBE!

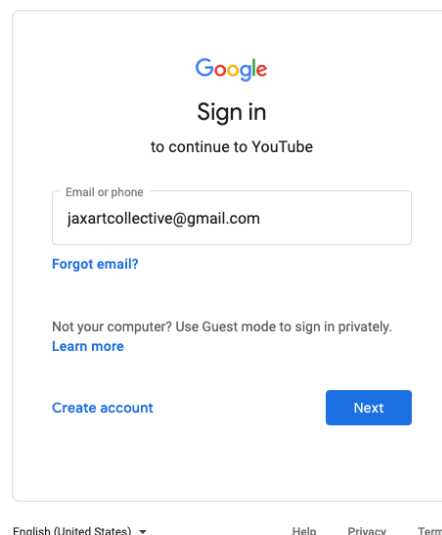
WE ARE GOING TO LEARN TO SUBSCRIBE TO TACS YOUTUBE CHANNEL, LIKE THE VIDEOS, AND SHARE THE VIDEOS.

To become a subscriber, you must sign into YouTube.

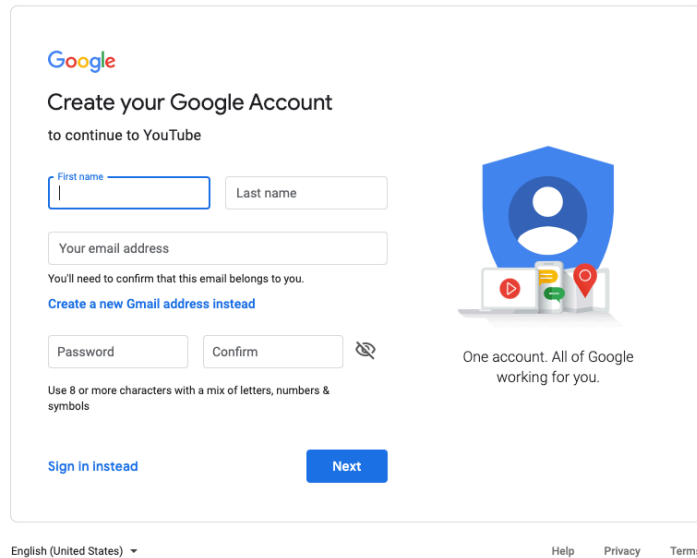
- 1) Using your browser – I am using Google Chrome for this example
- 2) Type in YouTube.com to get to the YouTube login page or use this link.
<https://www.youtube.com/>



- 3) You will see the SIGN IN button in the upper right-hand corner. Click it.
- 4) If you have a google Gmail account you will just use your google info to sign in. If not, you will have to create a new Google account.

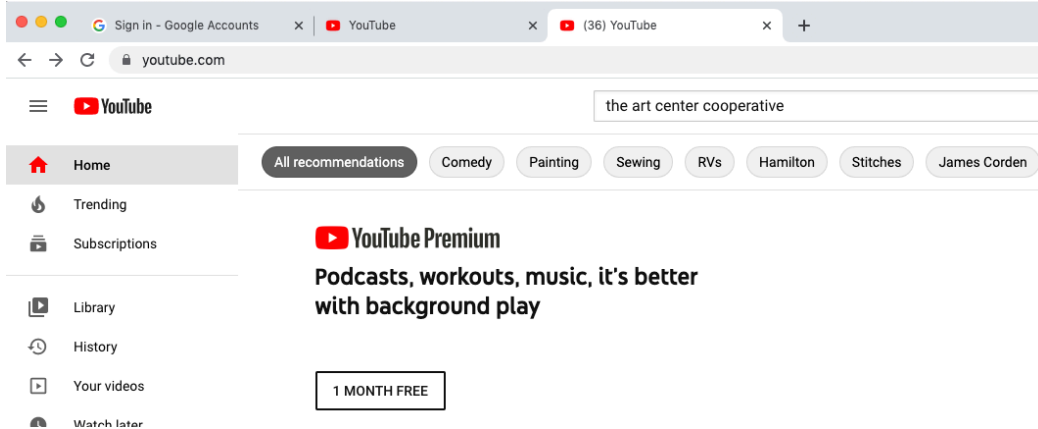


- 5) It is simple to create a Google Account – Complete the information and you will be able to continue to YouTube.

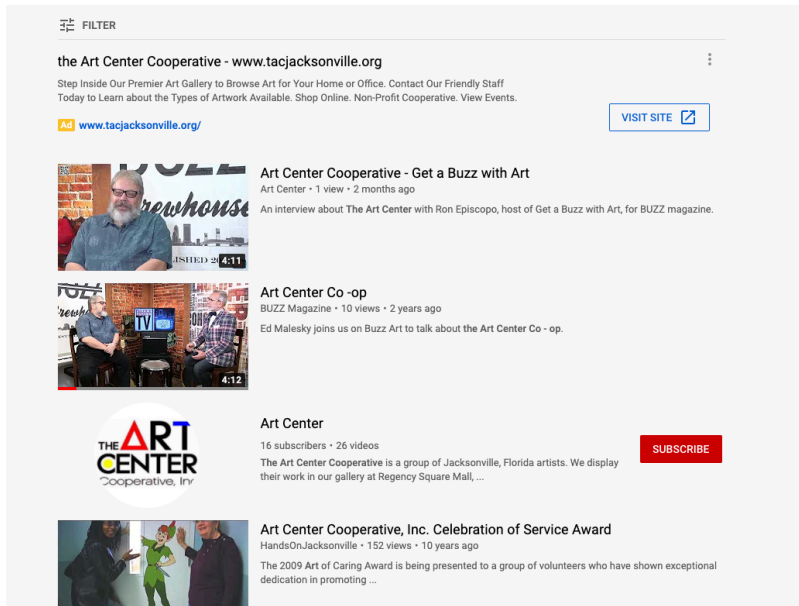


The screenshot shows the Google Account creation interface. At the top, the Google logo is followed by the heading "Create your Google Account" and the subtext "to continue to YouTube". Below this are input fields for "First name" and "Last name", a "Your email address" field, and a "Password" field with a "Confirm" field and an eye icon. A note states "You'll need to confirm that this email belongs to you." with a link "Create a new Gmail address instead". A blue "Next" button is at the bottom right, and a "Sign In Instead" link is at the bottom left. To the right, there is a graphic of a blue shield with a white person icon and a laptop with icons for YouTube, Gmail, and Maps. Text below the graphic says "One account. All of Google working for you." At the bottom of the page, there are links for "English (United States)", "Help", "Privacy", and "Terms".

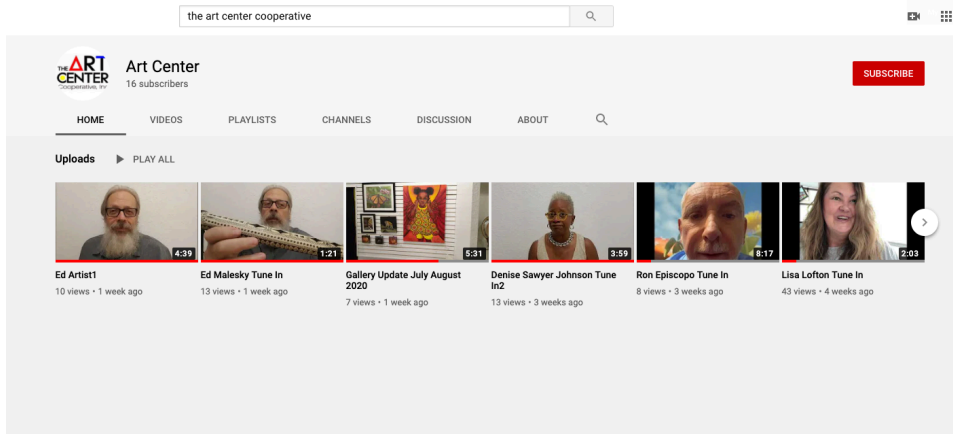
- 6) Once you are signed into YouTube, you can either search for “The Art Center Cooperative” and look for the listing with a picture of our logo, or use the link in this search box. <https://www.youtube.com/channel/UCa1YRj6E1b8DaqsmQmUFQQ>



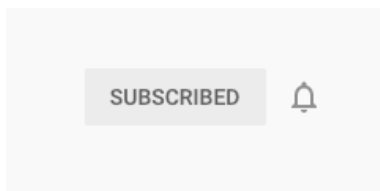
- 7) When the Art Center Logo shows up on the search you can either Subscribe there or click the logo and go to the Art Centers Channel page with all of our videos. In this example I am going to go the Channel page to make sure I am at the right spot.



- 8) Once you click the Logo, you will find you are looking at multiple videos. Make sure to click "SUBSCRIBE" button in the top right corner of the screen.

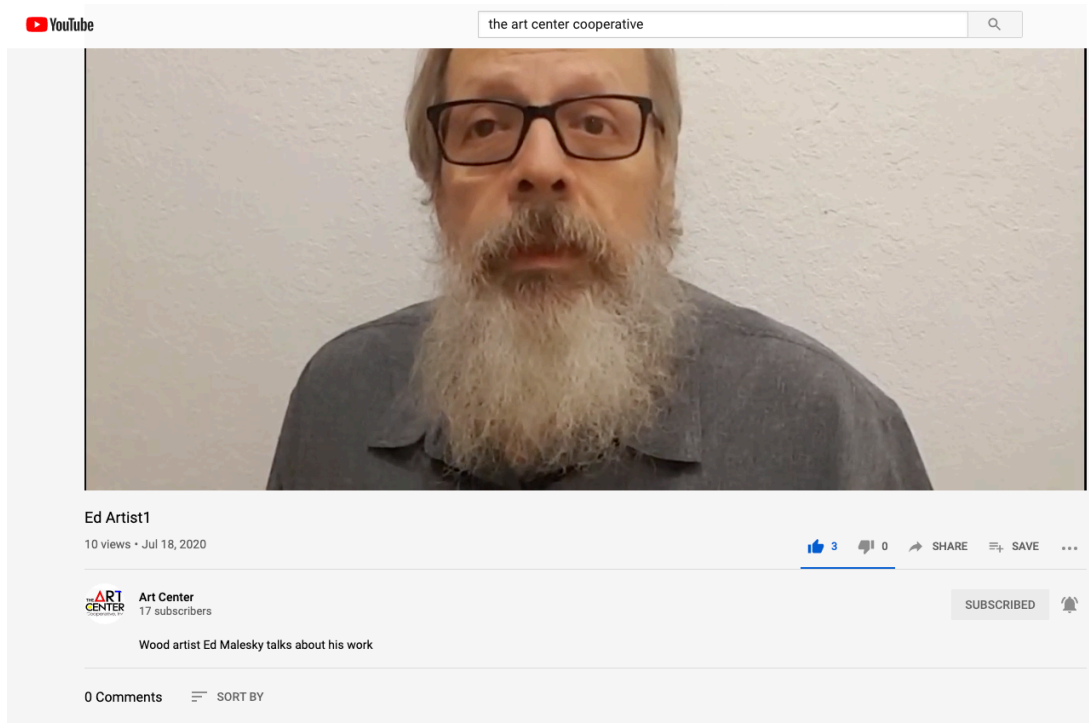


- 9) Once you click the button – you will see that the button will change to a light grey and say SUBSCRIBED. You are now subscribed to the TAC - YouTube Channel.

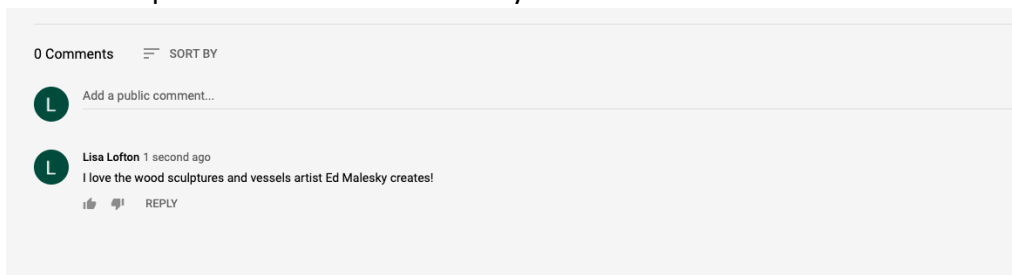


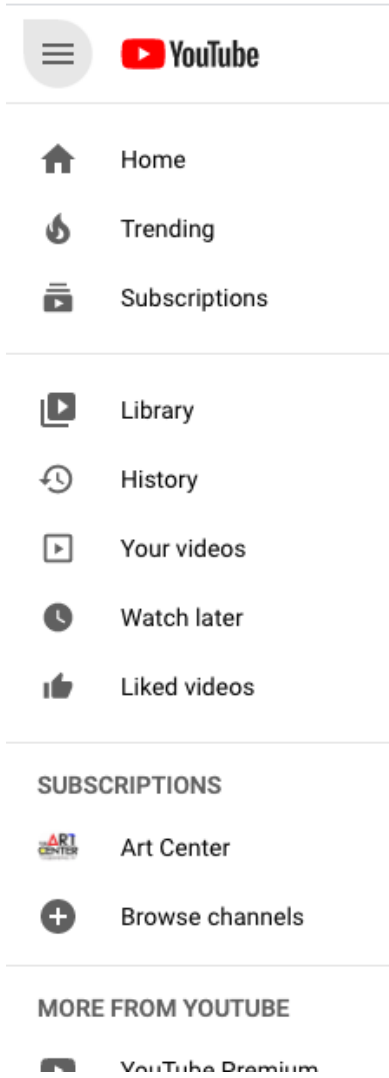
LIKING VIDEOS:

- 1) Now that you are a subscriber, we would love for you to like and comment on our videos to help us increase viewership and visibility online. Click on the first Video of Ed Artist1.
- 2) While the video is playing you can click the thumbs up button under the screen to create a like.



- 3) After watching the video, you can add a comment that will help viewers find it. Especially if you use phrases that someone may search on, like "I love the Wood Sculptures that artist Ed Malesky creates."



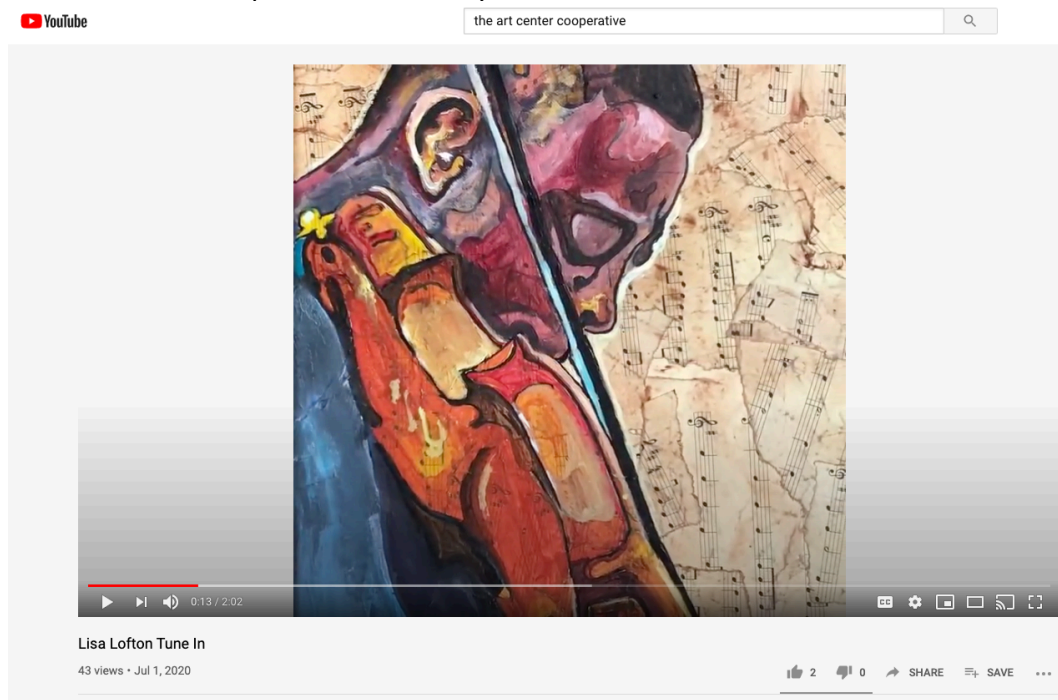


4) To get back to the other videos simply use your browser's back arrow or use the YouTube menu (the three stacked lines in the upper left corner). Once the menu appears, you will see the Art Center under Subscriptions and can click on it to get to our channel whenever you are logged on to YouTube.

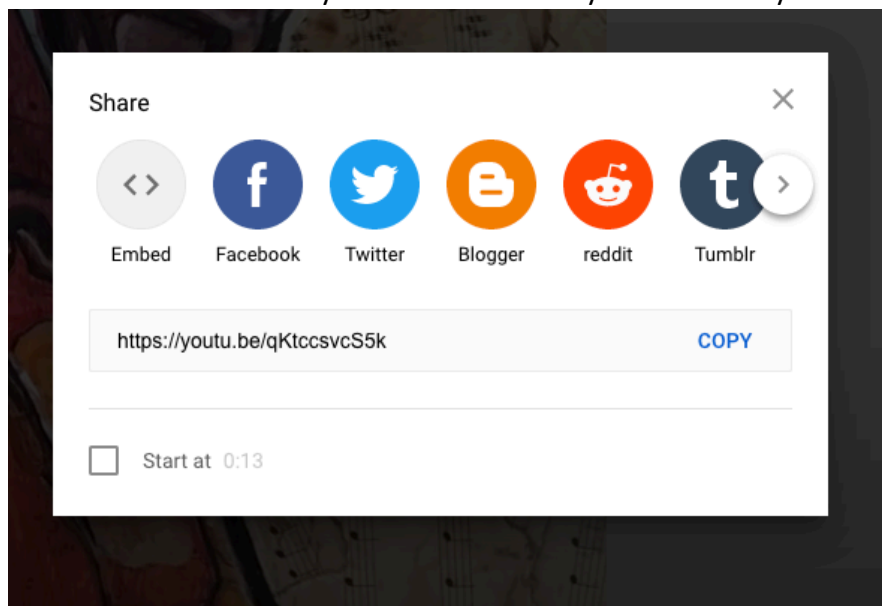
5) Please go through and watch the other videos, like them with a thumbs up and leave a helpful comment.

SHARING YOUTUBE VIDEOS:

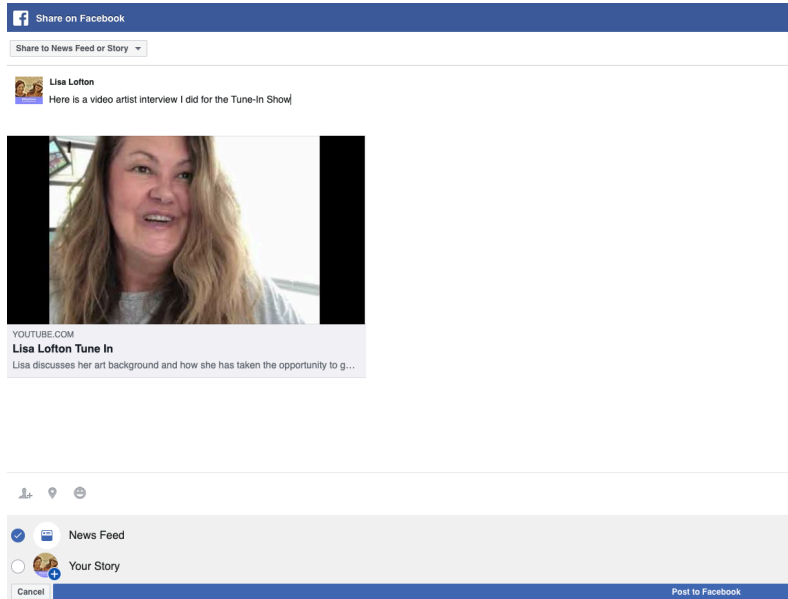
- 1) YouTube makes it so simple to share videos on social media, in emails, however you want. In this example I clicked on my Video on the Channel, “Lisa Lofton – Tune in”



- 2) You will see below the screen near the thumbs up button – there is an arrow next to the word SHARE. Click it, and you will see the Share window appear. You can choose one of the social media platform buttons or Click Copy and then paste the link in to an email or on your Facebook or any other media you wish.



- 3) I clicked on the Facebook button. The Share on Facebook button opened up and just like sharing artwork from our website, you fill in a description of the post, make sure you are Sharing on New Feed and That it is Public, then click the Post to Facebook button. You are done!



Thank you! Start Subscribing, liking and sharing TAC.